

ABOUT APPLETON

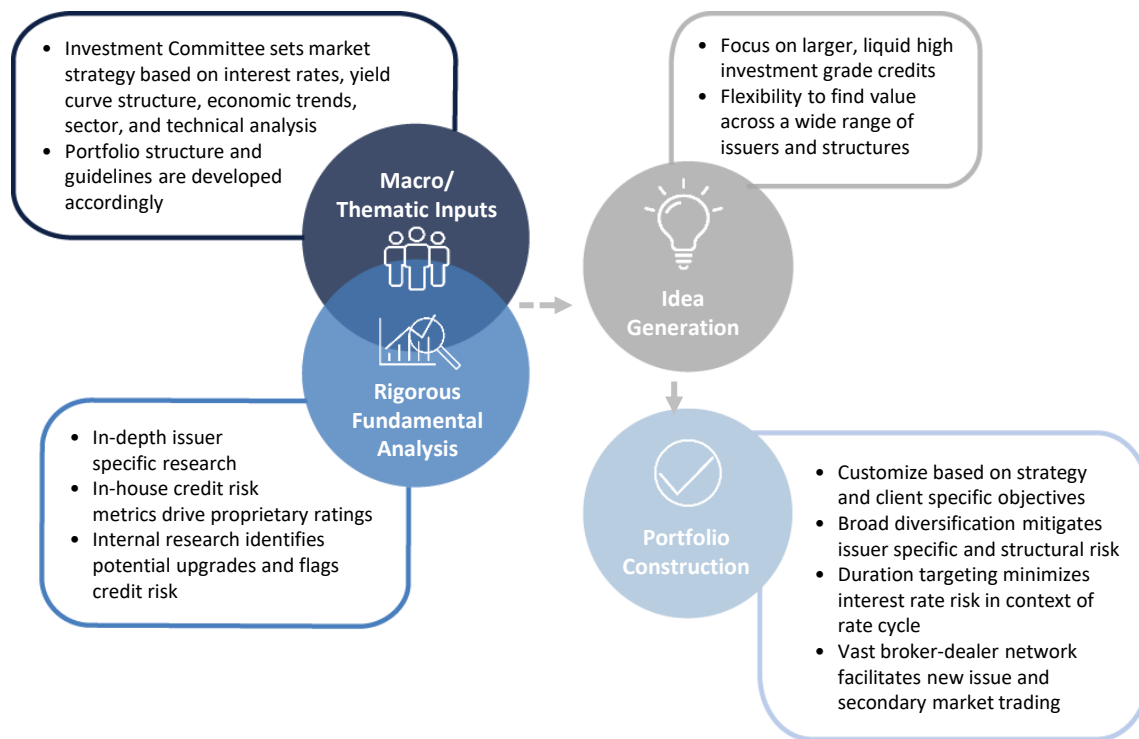
- Founded in 1986 and located in Boston, MA
- 100% employee owned and operated
- Collaborative, team-oriented culture marked by personnel continuity
- Consistent investment philosophy and process emphasizes quality, liquidity and tax efficiency
- Commitment to separate account management
- Assets Under Management of over \$12.3 billion as of 12.31.2020

STRATEGY OVERVIEW AND OBJECTIVE

- Investment grade tax-exempt municipal bonds
- Maturity range of 1 day – 3 years
- Seeks to tax efficiently preserve and grow capital while focusing on the shorter end of the muni yield curve with disciplined management of liquidity, interest rate and credit risks
- Research intensive, customized process reflecting clients’ state preference, tax needs, and risk profile
- Accounts typically hold 20 – 25 positions with average annual turnover of 25-30%
- State preference or state specific portfolios are available for certain states of residence\*

INVESTMENT PHILOSOPHY & PROCESS

Seeks to capture value across the shorter maturity areas of the yield curve by capitalizing on market inefficiencies and matching the interest rate sensitivity to the given rate cycle.



INVESTMENT GUIDELINES

Maturity Range	1 day – 3 Years
Duration Range	0.5 – 1.5 Years
Credit Quality	High Investment Grade
Geographic Diversification	30 – 60% in-state exposure for clients in taxable states*
Issuer Diversification	5% single position target; 15% exposure to any one obligor
Benchmark	Bloomberg Barclays One Year Muni

\*% of state exposure dependent on availability of bonds in state of residence.

DYNAMIC MANAGEMENT & OVERSIGHT

ACCOUNT REVIEW:

- Integrated portfolio systems help ensure adherence to client and strategy guidelines
- Proprietary technology links trading, settlement, reconciliation and compliance processes
- Sustained engagement with financial advisors and investors

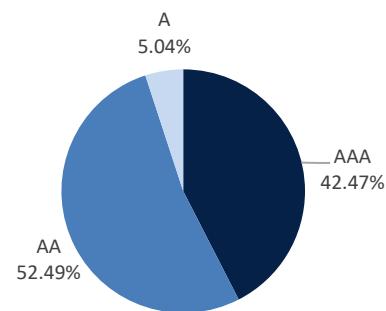
PORTFOLIO OPTIMIZATION:

- Discipline and flexibility in changing markets
- Rebalance based on evolving client objectives, security specific outlooks, investment markets and global economies
- Sell discipline triggered by credit and relative value changes, yield curve shifts and sector rotation opportunities

TARGET PORTFOLIO CHARACTERISTICS\*

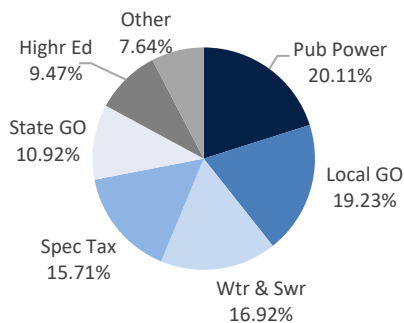
	API	BENCHMARK
Maturity	1.33 Years	1.49 Years
Duration	1.17 Years	1.39 Years
Coupon	4.60%	4.70%
Price	\$105.64	\$106.25
Yield to Worst	0.24%	0.37%
Yield to Maturity	0.36%	N/A
Current Yield	4.34%	4.42%

TARGET PORTFOLIO CREDIT PROFILE\*\*

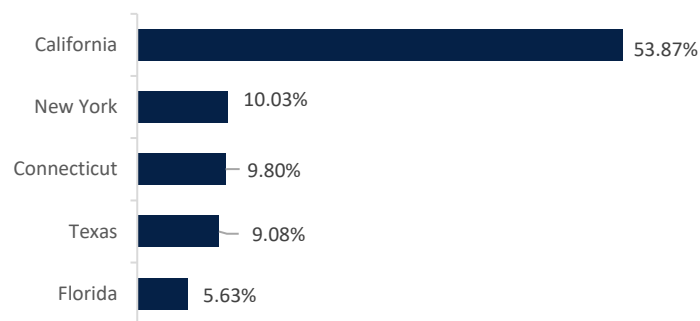


Source: Appleton Partners, Inc.

TARGET PORTFOLIO TOP SECTOR PROFILE

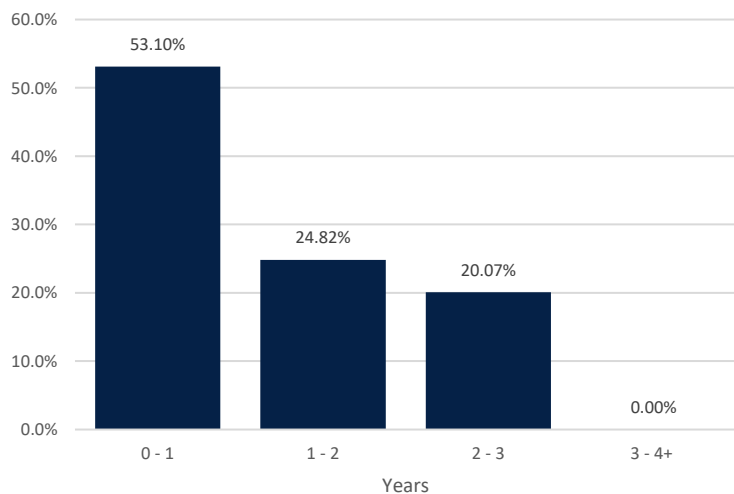


TARGET PORTFOLIO TOP STATE EXPOSURE

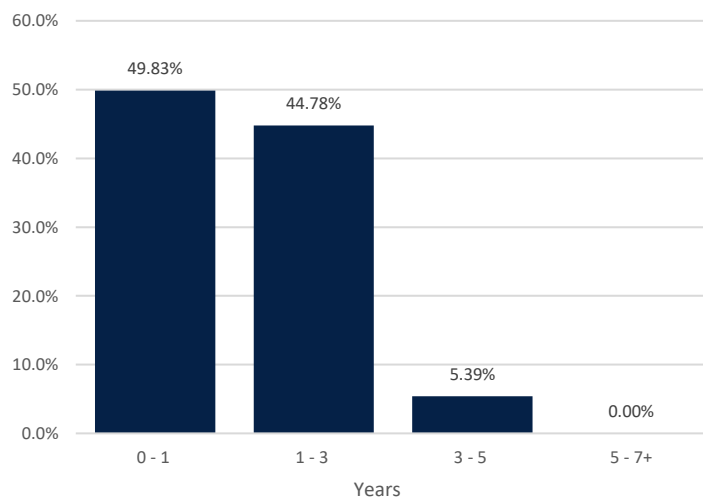


Source: Appleton Partners, Inc.

TARGET PORTFOLIO DURATION PROFILE



TARGET PORTFOLIO MATURITY PROFILE



Source: Appleton Partners, Inc.

\* The Target Portfolio was constructed to most closely resemble the one that Appleton Partners would attempt to construct as of 12.31.2020 for prospective clients in this strategy. The ultimate portfolio characteristics may differ initially and over time from the portfolio shown based on client specific objectives and market driven conditions. Client performance may vary based on many factors. It should not be assumed that all of Appleton's client accounts have the same characteristics, holdings, concentrations or performance results.

\*\*Credit Profile: AAA includes cash and pre-refunded bonds.



One Post Office Square  
 Boston, MA 02109  
[www.appletonpartners.com](http://www.appletonpartners.com)

Source: Appleton Partners, Investortools: Perform, and/or Bloomberg Finance L.P. Evaluations and market averages subject to change based on market conditions. This piece is intended for informational purposes only, and not to suggest any specific performance or results, nor should it be considered investment, financial, tax or other professional advice. Investors should be aware that the referenced benchmark funds may have a different composition, volatility, risk, investment philosophy, holding times, and/or other investment-related factors that may affect the benchmark funds' ultimate performance results. Investment process, strategies, philosophies, allocations, performance composition, target characteristics and other parameters are current as of the date indicated and are subject to change without prior notice. Investments in securities are not insured, protected or guaranteed and may result in loss of income and/or principal.